

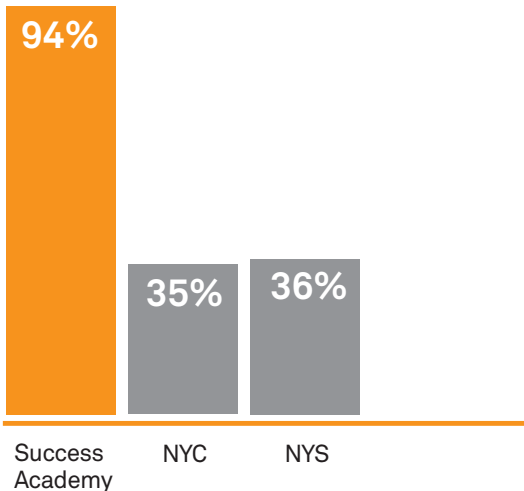
## Highlights of 2014 State Exam Results

### Success Academy dramatically outperformed the rest of New York City

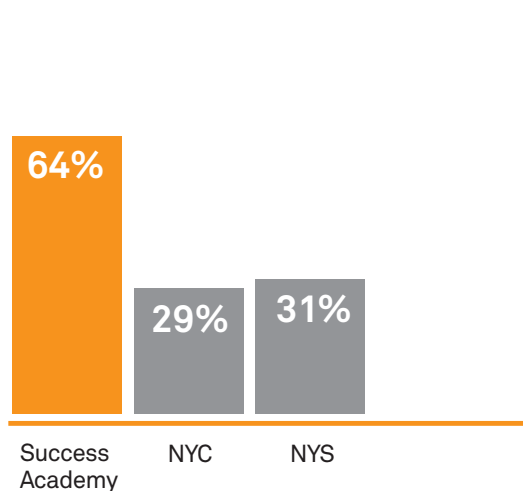
- 94% of Success Academy scholars are proficient in math, compared to just 35% of students citywide.
- 69% of Success Academy scholars earned an advanced (Level 4) score in math—approximately double the rate of NYC students who simply passed.
- 64% Success Academy scholars meet English standards, compared to only 29% citywide.
- At Success Academy Bed-Stuy 1, where 95% of scholars are African American or Latino, the math pass rate was 98%—with 80% receiving an advanced, level 4 score. The ELA pass rate was 81%.
- At Success Academy Upper West—one of the city’s most diverse schools—100% of scholars passed the math exam. The test takers are 32% white, 20% multi-racial, 18% African American, 14% Hispanic, and 5% Asian.
- 96% of scholars at Success Academy Harlem Central—the school that lost its co-location last February—passed math and 63% passed ELA.
- Success Academy eighth grade scholars—who were first graders when the network’s first school opened in 2006—excelled on both exams: 97% passed math and 94% passed ELA—more than triple the citywide average for eighth graders (30%).

## Success Academy's Proficiency Rates Are More than Twice the City Average

MATH



ENGLISH LANGUAGE ARTS



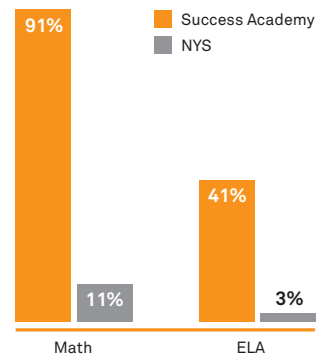
## Scholars from low-income households dramatically outperformed NYC overall

- 93% of Success Academy scholars eligible for free or reduced-price lunch passed the math exam, compared to 35% of *all* students citywide.
- 62% of Success Academy scholars eligible for free or reduced-price lunch passed the ELA exam, compared to 29% of all students citywide.

## English Language Learners at Success Academy not only far exceeded their peers statewide, but also outperformed non-ELLs across New York

- English Language Learners at Success Academy were more than 8 times as likely to pass the math exam than ELLs statewide (91% vs. 11%).
- ELLs at Success were nearly 16 times as likely to pass the ELA exam than ELLs statewide (41% vs. 3%).
- ELLs at Success Academy outperformed the state's students who have never been ELLs by 53.5 percentage points in math (91% vs. 38%) and 8 percentage points in ELA (41% vs. 33%).

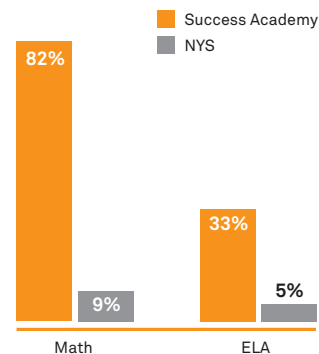
## ENGLISH LANGUAGE LEARNERS



## Students with disabilities at Success Academy dramatically outperformed their peers throughout New York—as well as surpassing students without disabilities in math

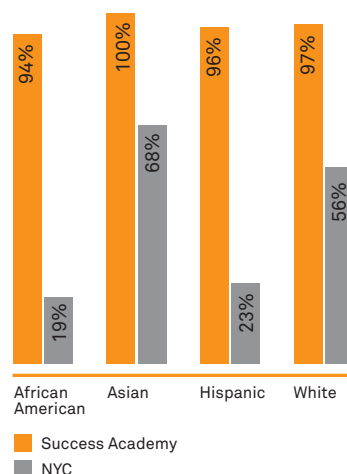
- Students with disabilities at Success were nearly twice as likely to pass math as New York State's students *without* disabilities (82% vs. 41%).
- Students with disabilities at Success Academy outperformed the NYC average for all students in ELA (33% vs. 29%).

## STUDENTS WITH DISABILITIES



## In both subjects, African American and Hispanic scholars at Success Academy significantly outperformed white and Asian students citywide.

### MATH



### ENGLISH LANGUAGE ARTS

